



CONTACT INFORMATION

- To Order Products, Check Status of Your Order or Track Your Package... call toll free **800-753-9688**
- Send Your Inquires, Questions or Comments to **info@novadisplay.com**
(For assistance with general questions or actual display projects, please fax or e-mail us a short description and a graphical attachment. For best results, please send us a rough sketch or a project lay-out with dimensions and any special details. Using your drawing, we will generate a quote and specification sheet for the parts that lists the pricing, availability, delivery time, etc. You will receive a copy for review before ordering)
- For more information on our products and services, including pricing, technical information, and installation instructions visit our website at **www.novadisplay.com**
- You are also invited to visit our Online Store at **www.store.novadisplay.com**, where you will find various concept ideas and a comprehensive range of standard "Display Kits".

ONLINE CATALOG

Through Standoffs & Spacers for Signs, Panels & Counter Tops

Features & Components


1626 Piner Road
Santa Rosa, CA 95403

1.800.753.9688 toll
1.800.753.0856 fax

1.707.535.0253 tel
1.707.535.0254 fax

www.novadisplay.com
www.store.novadisplay.com

info@novadisplay.com
sales@novadisplay.com



Sign & Panel Support Systems

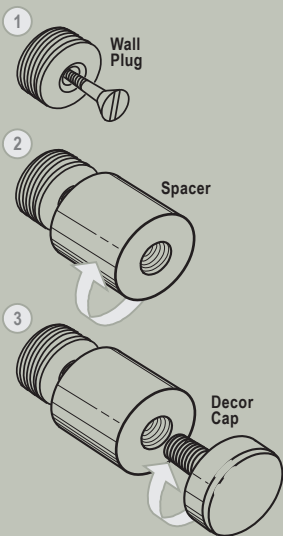
Through Standoffs/Spacers for Glass & Acrylic

BRASS STANDOFFS


- Clean, attractive, modern appearance.
- Quality - we use only high-grade brass: polished, or plated in chrome, stainless steel, satin silver, etc.
- Variety - we supply the greatest selection of sizes and finishes to accommodate all your project needs.
- Custom sizes available.

INSTALLATION TIPS

- Supports are fixed onto the wall or countertop using threaded plugs (solid brass inserts for a single screw or toggle bolt - No. 10)



CONCEPT IDEAS



Brass Standoffs & Spacers

Our standoff supports are machined using only high-grade brass, then plated in chrome, nickel, stainless steel, or satin silver for a beautiful and long lasting appearance. They have a heavy-duty construction and are available in three diameters: 1/2", 3/4" and 1". The length of barrels vary from 1/2" to 4".

They are designed to be used mainly in showcase, display and counter top installations. They are also ideal for mounting glass and acrylic panels, screens, signage, logo panels, photographic frames, decorative structural elements, and can be used in many other interior design applications.

All our supports are supplied with vinyl washers to protect the glass surface. We recommend using these supports with tempered glass only. Do not use with raw or annealed glass.



1/2" Dia. Standoffs



THROUGH STANDOFF - 1/2" Dia. x 1/2" Length

- Require no. 6 screw for mounting.
- Panel Hole Dia. 7/16"
- Panel Thickness - Up to 3/16"
- Includes Vinyl Washers.

WS012-1/2 SC	Satin Chrome
WS012-1/2 PC	Polished Chrome
WS012-1/2 SS	Stainless Steel
WS012-1/2 PB	Polished Brass



THROUGH STANDOFF - 1/2" Dia. x 3/4" Length

- Require no. 6 screw for mounting.
- Panel Hole Dia. 7/16"
- Panel Thickness - Up to 1/4"
- Includes Vinyl Washers.

WS012-3/4 SC	Satin Chrome
WS012-3/4 PC	Polished Chrome
WS012-3/4 SS	Stainless Steel
WS012-3/4 PB	Polished Brass



THROUGH STANDOFF - 1/2" Dia. x 1" Length

- Require no. 6 screw for mounting.
- Panel Hole Dia. 7/16"
- Panel Thickness - Up to 1/2"
- Includes Vinyl Washers.

WS012-1 SC	Satin Chrome
WS012-1 PC	Polished Chrome
WS012-1 SS	Stainless Steel
WS012-1 PB	Polished Brass



THROUGH STANDOFF - 1/2" Dia. x 1-1/2" Length

- Require no. 6 screw for mounting.
- Panel Hole Dia. 7/16"
- Panel Thickness - Up to 1/2"
- Includes Vinyl Washers.

WS012-1-1/2 SC	Satin Chrome
WS012-1-1/2 PC	Polished Chrome
WS012-1-1/2 SS	Stainless Steel
WS012-1-1/2 PB	Polished Brass



THROUGH STANDOFF - 1/2" Dia. x 2" Length

- Require no. 6 screw for mounting.
- Panel Hole Dia. 7/16"
- Panel Thickness - Up to 3/4"
- Includes Vinyl Washers.

WS012-2 SC	Satin Chrome
WS012-2 PC	Polished Chrome
WS012-2 SS	Stainless Steel
WS012-2 PB	Polished Brass



THROUGH STANDOFF - 1/2" Dia. x 3" Length

- Require no. 6 screw for mounting.
- Panel Hole Dia. 7/16"
- Panel Thickness - Up to 3/4"
- Includes Vinyl Washers.

WS012-3 SC	Satin Chrome
WS012-3 PC	Polished Chrome
WS012-3 SS	Stainless Steel
WS012-3 PB	Polished Brass



■ PRODUCT INFO:

Most of the smaller sizes are stocked and quick delivered in 2-7 days. Lead time on three inch supports and longer may vary 7-45 days. Consult your salesperson for details.

WS01

Sign & Panel Support Systems

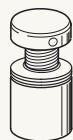
Through Standoffs/Spacers for Glass & Acrylic



THROUGH STANDOFF - 3/4" Dia. x 1/2" Length

- Require no. 8 screw for mounting.
- Panel Hole Dia. 7/16"
- Panel Thickness - Up to 3/16"
- Includes Vinyl Washers.

WS020-1/2 SC	Satin Chrome
WS020-1/2 PC	Polished Chrome
WS020-1/2 SS	Stainless Steel
WS020-1/2 PB	Polished Brass



THROUGH STANDOFF - 3/4" Dia. x 4" Length

- Require no. 8 screw for mounting.
- Panel Hole Dia. 7/16"
- Panel Thickness - Up to 1"
- Includes Vinyl Washers.

WS020-4 SC	Satin Chrome
WS020-4 PC	Polished Chrome
WS020-4 SS	Stainless Steel
WS020-4 PB	Polished Brass



THROUGH STANDOFF - 3/4" Dia. x 3/4" Length

- Require no. 8 screw for mounting.
- Panel Hole Dia. 7/16"
- Panel Thickness - Up to 1/4"
- Includes Vinyl Washers.

WS020-3/4 SC	Satin Chrome
WS020-3/4 PC	Polished Chrome
WS020-3/4 SS	Stainless Steel
WS020-3/4 PB	Polished Brass



THROUGH STANDOFF - 1" Dia. x 1" Length

- Require no. 8 screw for mounting.
- Panel Hole Dia. 7/16"
- Panel Thickness - Up to 1/2"
- Includes Vinyl Washers.

WS025-1 SC	Satin Chrome
WS025-1 PC	Polished Chrome
WS025-1 SS	Stainless Steel
WS025-1 PB	Polished Brass



THROUGH STANDOFF - 3/4" Dia. x 1" Length

- Require no. 8 screw for mounting.
- Panel Hole Dia. 7/16"
- Panel Thickness - Up to 1/2"
- Includes Vinyl Washers.

WS020-1 SC	Satin Chrome
WS020-1 PC	Polished Chrome
WS020-1 SS	Stainless Steel
WS020-1 PB	Polished Brass



THROUGH STANDOFF - 1" Dia. x 1-1/2" Length

- Require no. 8 screw for mounting.
- Panel Hole Dia. 7/16"
- Panel Thickness - Up to 1/2"
- Includes Vinyl Washers.

WS025-1-1/2 SC	Satin Chrome
WS025-1-1/2 PC	Polished Chrome
WS025-1-1/2 SS	Stainless Steel
WS025-1-1/2 PB	Polished Brass



THROUGH STANDOFF - 3/4" Dia. x 1-1/2" Length

- Require no. 8 screw for mounting.
- Panel Hole Dia. 7/16"
- Panel Thickness - Up to 1/2"
- Includes Vinyl Washers.

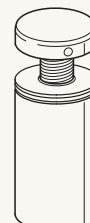
WS020-1-1/2 SC	Satin Chrome
WS020-1-1/2 PC	Polished Chrome
WS020-1-1/2 SS	Stainless Steel
WS020-1-1/2 PB	Polished Brass



THROUGH STANDOFF - 1" Dia. x 2" Length

- Require no. 8 screw for mounting.
- Panel Hole Dia. 7/16"
- Panel Thickness - Up to 1"
- Includes Vinyl Washers.

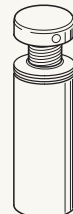
WS025-2 SC	Satin Chrome
WS025-2 PC	Polished Chrome
WS025-2 SS	Stainless Steel
WS025-2 PB	Polished Brass



THROUGH STANDOFF - 3/4" Dia. x 2" Length

- Require no. 8 screw for mounting.
- Panel Hole Dia. 7/16"
- Panel Thickness - Up to 1"
- Includes Vinyl Washers.

WS020-2 SC	Satin Chrome
WS020-2 PC	Polished Chrome
WS020-2 SS	Stainless Steel
WS020-2 PB	Polished Brass



THROUGH STANDOFF - 1" Dia. x 3" Length

- Require no. 8 screw for mounting.
- Panel Hole Dia. 7/16"
- Panel Thickness - Up to 1"
- Includes Vinyl Washers.

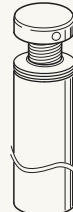
WS025-3 SC	Satin Chrome
WS025-3 PC	Polished Chrome
WS025-3 SS	Stainless Steel
WS025-3 PB	Polished Brass



THROUGH STANDOFF - 3/4" Dia. x 3" Length

- Require no. 8 screw for mounting.
- Panel Hole Dia. 7/16"
- Panel Thickness - Up to 1"
- Includes Vinyl Washers.

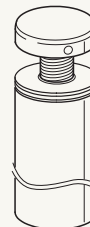
WS020-3 SC	Satin Chrome
WS020-3 PC	Polished Chrome
WS020-3 SS	Stainless Steel
WS020-3 PB	Polished Brass



THROUGH STANDOFF - 1" Dia. x 4" Length

- Require no. 8 screw for mounting.
- Panel Hole Dia. 7/16"
- Panel Thickness - Up to 1"
- Includes Vinyl Washers.

WS025-4 SC	Satin Chrome
WS025-4 PC	Polished Chrome
WS025-4 SS	Stainless Steel
WS025-4 PB	Polished Brass



Sign & Panel Support Systems

Aluminum Standoffs



Ideal for indoor or outdoor mounting of signs, architectural plaques, acrylic or glass panels, photographic frames, artwork, etc. Machined using only high-grade aluminum with quality clear satin anodized plating. Available in few standard diameters and lengths: 15mm (5/8"), 20mm (3/4") and 25mm (1") diameters with barrel length from 3/4" to 1-1/2". Supplied as a set with base supports, flat or round front caps.

5/8" Dia. ALUMINUM STANDOFF w/FLAT CUP

- Require no. 8 screw for mounting.
- Panel Hole Dia.: 1/4"
- Panel Thickness: up to 1/4" max.
- Includes M12 Threaded Coupling Anchor.

WSO15-3/4 AL	5/8" Dia x 3/4" L	Anodized Aluminum
WSO15-1 AL	3/4" Dia x 1" L	Anodized Aluminum



WSO15-1 AL

5/8" Dia. ALUMINUM STANDOFF w/ROUND CUP

- Require no. 8 screw for mounting.
- Panel Hole Dia.: 1/4"
- Panel Thickness: up to 1/4" max.
- Includes M12 Threaded Coupling Anchor.

WSO15-3/4 AL/R	5/8" Dia x 3/4" L	Anodized Aluminum
WSO15-1 AL/R	5/8" Dia x 1" L	Anodized Aluminum



WSO15-1 AL/R

3/4" Dia. ALUMINUM STANDOFF w/FLAT CUP

- Require no. 8 screw for mounting.
- Panel Hole Dia.: 1/4"
- Panel Thickness: up to 5/16" max.
- Includes M12 Threaded Coupling Anchor.

WSO20-3/4 AL	3/4" Dia x 3/4" L	Anodized Aluminum
WSO20-1 AL	3/4" Dia x 1" L	Anodized Aluminum
WSO20-1-1/4 AL	3/4" Dia x 1-1/4" L	Anodized Aluminum



WSO20-1 AL

3/4" Dia. ALUMINUM STANDOFF w/ROUND CUP

- Require no. 8 screw for mounting.
- Panel Hole Dia.: 1/4"
- Panel Thickness: up to 5/16" max.
- Includes M12 Threaded Coupling Anchor.

WSO20-3/4 AL/R	3/4" Dia x 3/4" L	Anodized Aluminum
WSO20-1 AL/R	3/4" Dia x 1" L	Anodized Aluminum
WSO20-1-1/4 AL/R	3/4" Dia x 1-1/4" L	Anodized Aluminum



WSO20-1 AL/R

3/4" Dia. ALUMINUM STANDOFF w/FLAT CUP & FLAT BASE

- Require no. 8 screw for mounting.
- Panel Hole Dia.: 1/4"
- Panel Thickness: up to 5/16" max.
- Includes 3/4" Dia. Coupling Anchor (Flat Base Support).

WSO20-1 AL/F	3/4" Dia x 1" L	Anodized Aluminum
WSO20-1-1/4 AL/F	3/4" Dia x 1-1/4" L	Anodized Aluminum



WSO20-1-1/4 AL/F

3/4" Dia. ALUMINUM STANDOFF w/ROUND CUP & FLAT BASE

- Require no. 8 screw for mounting.
- Panel Hole Dia.: 1/4"
- Panel Thickness: up to 5/16" max.
- Includes 3/4" Dia. Coupling Anchor (Flat Base Support).

WSO20-1 AL/R/F	3/4" Dia x 1" L	Anodized Aluminum
WSO20-1-1/4 AL/R/F	3/4" Dia x 1-1/4" L	Anodized Aluminum



WSO20-1-1/4 AL/R/F

3/4" Dia. ALUMINUM STANDOFF w/FLAT CUP & CONICAL BASE

- Require no. 8 screw for mounting.
- Panel Hole Dia.: 1/4"
- Panel Thickness: up to 5/16" max.
- Includes 3/4" Dia. Coupling Anchor (Conical Base Support).

WSO20-1 AL/C	3/4" Dia x 1-3/16" L	Anodized Aluminum
WSO20-1-1/4 AL/C	3/4" Dia x 1-7/16" L	Anodized Aluminum



WSO20-1-1/4 AL/C

3/4" Dia. ALUMINUM STANDOFF w/ROUND CUP & CONICAL BASE

- Require no. 8 screw for mounting.
- Panel Hole Dia.: 1/4"
- Panel Thickness: up to 5/16" max.
- Includes 3/4" Dia. Coupling Anchor (Conical Base Support).

WSO20-1 AL/R/C	3/4" Dia x 1-3/16" L	Anodized Aluminum
WSO20-1-1/4 AL/R/C	3/4" Dia x 1-7/16" L	Anodized Aluminum



WSO20-1-1/4 AL/R/C

1" Dia. ALUMINUM STANDOFF w/FLAT CUP

- Require no. 8 screw for mounting.
- Panel Hole Dia.: 1/4"
- Panel Thickness: up to 1/2" max.
- Includes M12 Threaded Coupling Anchor.

WSO25-3/4 AL	1" Dia x 3/4" L	Anodized Aluminum
WSO25-1 AL	1" Dia x 1" L	Anodized Aluminum
WSO25-1-1/2 AL	1" Dia x 1-1/2" L	Anodized Aluminum



WSO25-1-1/2 AL

1" Dia. ALUMINUM STANDOFF w/ROUND CUP

- Require no. 8 screw for mounting.
- Panel Hole Dia.: 1/4"
- Panel Thickness: up to 1/2" max.
- Includes M12 Threaded Coupling Anchor.

WSO25-3/4 AL/R	1" Dia x 3/4" L	Anodized Aluminum
WSO25-1 AL/R	1" Dia x 1" L	Anodized Aluminum
WSO25-1-1/2 AL/R	1" Dia x 1-1/2" L	Anodized Aluminum



WSO25-1-1/2 AL/R

1" Dia. ALUMINUM STANDOFF w/FLAT CUP & FLAT BASE

- Require no. 8 screw for mounting.
- Panel Hole Dia.: 1/4"
- Panel Thickness: up to 1/2" max.
- Includes 1" Dia. Coupling Anchor (Flat Base Support).

WSO25-1 AL/F	1" Dia x 1" L	Anodized Aluminum
WSO25-1-1/2 AL/F	1" Dia x 1-1/2" L	Anodized Aluminum



WSO25-1-1/2 AL/F

1" Dia. ALUMINUM STANDOFF w/ROUND CUP & FLAT BASE

- Require no. 8 screw for mounting.
- Panel Hole Dia.: 1/4"
- Panel Thickness: up to 1/2" max.
- Includes 1" Dia. Coupling Anchor (Flat Base Support).

WSO25-1 AL/R/F	1" Dia x 1" L	Anodized Aluminum
WSO25-1-1/2 AL/R/F	1" Dia x 1-1/2" L	Anodized Aluminum



WSO25-1-1/2 AL/R/F

Sign & Panel Support Systems

Edge Grip Panel Supports & Projecting Clamp Supports



Ideal for mounting identification and directional signage, wall plaques and displays. The edge grips and projecting supports don't require drilling holes into substrates. They allow the panel to be gripped from sides or top and bottom. Exclusive use of brass, anodized to a satin finish make it great-looking, timeless, and aesthetically effective. Edge grip supports are available for panels up to 10mm (3/8") thick...

ALUMINUM EDGE-GRIP PANEL SUPPORT (SHORT)

- Require no. 8 screw for mounting.
- Spacing from wall: 12.5mm (1/2")
- Panel Thickness: 4-6.5mm (5/32"-1/4")
- Includes Non-Threaded Coupling Anchor

WGS20-7 AL/S	3/4" Dia x 1" L	Anodized Aluminum



WGS20-7 AL/S

ALUMINUM EDGE-GRIP PANEL SUPPORT w/CONICAL BASE (SHORT)

- Require no. 8 screw for mounting.
- Spacing from wall: 20mm (3/4")
- Panel Thickness: 4-6.5mm (5/32"-1/4")
- Includes Non-Threaded Coupling Anchor (Conical Base Support)

WGS20-7 AL/C/S	3/4" Dia x 1-5/32" L	Anodized Aluminum



WGS20-7 AL/C/S

ALUMINUM EDGE-GRIP PANEL SUPPORT

- Require no. 8 screw for mounting.
- Spacing from wall: 20mm (3/4")
- Panel Thickness: 4-6.5mm (5/32"-1/4")
- Includes Non-Threaded Coupling Anchor

WGS20-7 AL	3/4" Dia x 1-5/16" L	Anodized Aluminum



WGS20-7 AL

ALUMINUM EDGE-GRIP PANEL SUPPORT w/CONICAL BASE

- Require no. 8 screw for mounting.
- Spacing from wall: 25mm (1")
- Panel Thickness: 4-6.5mm (5/32"-1/4")
- Includes Non-Threaded Coupling Anchor (Conical Base Support)

WGS20-7 AL/C	3/4" Dia x 1-7/16" L	Anodized Aluminum



WGS20-7 AL/C

ALUMINUM EDGE-GRIP PANEL SUPPORT

- Require no. 8 screw for mounting.
- Spacing from wall: 25mm (1")
- Panel Thickness: 6-8.5mm (5/32"-5/16")
- Includes Non-Threaded Coupling Anchor

WGS25-7 AL	1" Dia x 1-9/16" L	Anodized Aluminum



WGS25-7 AL

ALUMINUM EDGE-GRIP PANEL SUPPORT

- Require no. 8 screw for mounting.
- Spacing from wall: 25mm (1")
- Panel Thickness: 10-12.5mm (3/8"-1/2")
- Includes Non-Threaded Coupling Anchor

WGS25-10 AL	1" Dia x 1-9/16" L	Anodized Aluminum



WGS25-10 AL

ALUMINUM PANEL SUPPORT

- Require no. 8 screw for mounting.
- Spacing from wall: 10mm (3/8")
- Panel Thickness: 4-6.5mm (5/32"-1/4") & 8.5mm (5/16")
- For 8.5mm (5/16") thick panels use WSP20-1 AL/W support

WSP20-1 AL	3/4" Dia x 1" L	Anodized Aluminum
WSP20-1 AL/W	3/4" Dia x 1" L	Anodized Aluminum



WSP20-1 AL

ALUMINUM PANEL SUPPORT

- Require no. 8 screw for mounting.
- Spacing from wall: 20mm (3/4")
- Panel Thickness: 4-6.5mm (5/32"-1/4")
- Includes Non-Threaded Coupling Anchor

WSP20-1-3/8 AL	3/4" Dia x 1-3/8" L	Anodized Aluminum



WSP20-1-3/8 AL

ALUMINUM PANEL SUPPORT

- Require no. 8 screw for mounting.
- Spacing from wall: 30mm (1-3/16")
- Panel Thickness: 4-6.5mm (5/32"-1/4")
- Includes Non-Threaded Coupling Anchor

WSP20-1-3/4 AL	3/4" Dia x 1-3/4" L	Anodized Aluminum



WSP20-1-3/4 AL

ALUMINUM PANEL SUPPORT

- Require no. 8 screw for mounting.
- Spacing from wall: 25mm (1")
- Panel Thickness: 4-6.5mm (5/32"-1/4")
- Includes Non-Threaded Coupling Anchor (Conical Base Support)

WSP20-1-3/8 AL/C	3/4" Dia x 1-9/16" L	Anodized Aluminum



WSP20-1-3/8 AL/C

ALUMINUM PANEL SUPPORT

- Require no. 8 screw for mounting.
- Spacing from wall: 35mm (1-3/8")
- Panel Thickness: 4-6.5mm (5/32"-1/4")
- Includes Non-Threaded Coupling Anchor (Conical Base Support)

WSP20-1-3/4 AL/C	3/4" Dia x 2" L	Anodized Aluminum



WSP20-1-3/4 AL/C

PANEL/SCREW CAP SET

- Panel Thickness: 4-6.5mm (5/32"-1/4")
- Available with Flat (...Set1) or Round (...Set2) Screw Caps

WSP20-1 AL/SET1	3/4" Dia x 1" L	Anodized Aluminum
WSP20-1 AL/SET2	3/4" Dia x 1" L	Anodized Aluminum



WSP20-1 AL/SET1

PRODUCT INFO:

For more information on sign support systems, including pricing, specifications, and installation instructions visit our website at www.novadisplay.com

Ordering, Payment & Return Policies

Ordering Policy

To start your order first, carefully review the product and service information on our web site, if you don't see exactly what you want, please contact us regarding availability, size, and quantity requirements for your project. Make sure you have decided on exactly what you need. Then, consult us on all your questions regarding our products, components and parts, because many of components can be easily confused. Contact us to receive a quote for your project. After placing an order, the customer receives via fax or e-mail a Customer Order Acknowledgment, which indicates in detail descriptions of items and pricing. Orders will not be processed without Nova Display, Inc. receiving a signed copy of said Customer Order Acknowledgment. Make sure to review and initial all areas. All changes to your orders of stock merchandise can be modified no later than 24 hours after receiving your order. We will call or fax you immediately should something change concerning your order.

Sample Policy

Nova Display, Inc. will provide samples for your testing and inspection. Most samples are supplied at 40% discounted cost (plus UPS Charges). If you need to order components for a prototype or fabrication of a prototype, please contact us for a quotation.

Payment Policy

All orders are shipped F.O.B Nova Display. We accept Visa, or Master Card, in addition to Money Orders, Cashier's Checks and Business/Personal Checks. For orders by phone, you may pre-pay your order via check or wire transfer. Orders prepaid with a check will be shipped within 24 hours of check clearance. New customers wishing to prepay an order totaling \$5,000 or more must allow 10 business days for their check to clear. This policy applies to personal, business, cashiers, and certified checks, as well as money orders.

Overseas customers may pay by Credit Card or Bank T/T at the time of shipment. We do not charge your credit card for any item until it is shipped, this doesn't apply to customized and non-standard items. All credit card orders are subject to credit verification and approval. For your protection, credit card orders shipped to an address other than your billing address may require additional verification.

Qualified businesses or organizations will be given Net 30 terms upon approved credit. In order to open an account, please provide a bank reference and three trade references. Customers with established credit are expected to pay NET within specific terms of their account, pre-established credit limits, and our standard Terms and Conditions, otherwise the line of credit will be discontinued.

All Custom Orders require a 50% Deposit before start of fabrication. Remainder due prior to shipping unless other terms have been determined by Nova Display, Inc. Credit Department.

All pricing and specifications are subject to change, without prior notice. Freight, handling and insurance will be added to your order. Please call for current pricing and availability. Send payments to: Nova Display, Inc., 1626 Piner Road, Santa Rosa, CA 94503

We also suggest you to use our automated ordering system when placing an order, or buying our products online. We accept electronic check payments via PayPal. It also allows you to make payments using VISA / Master Card / American Express. If you don't want to use our secure ordering system or are having problems using it call us toll free: 800-753-9688.

Quality Policy

All merchandise is produced to standard and commercial tolerances. Nova Display, Inc. warrants product to be free from defects in workmanship and material. When Nova Display has determined that a product is defective, it will be replaced. Nova Display liability is limited to the cost of the defective product. No other warranty is expressed or implied.

Shipping Policy

90% of orders on finished products are shipped out within 2-15 business days from our sales/distribution center. The custom made products or components which are not available in stock at the moment of ordering will be shipped in 2-8 weeks. Most orders are shipped via UPS or FedEx, unless otherwise specified. We offer express air and economical two day air service on most items in stock. For large orders, we'll ship freight collect by the most reliable and inexpensive carrier to your location.

Return Policy

Inspect all your shipment immediately upon arrival. If your order is not received in satisfactory condition, keep all packaging and notify us within (3) days of receipt. Stock merchandise in original, unopened packaging may be returned for refund within fifteen (15) days of receipt. Items must be in their original state (undamaged). Shipping and handling charges for returned items are non-refundable. All returns must be accompanied by the order statement. You may want to insure your return. We cannot be responsible for lost or misdirected returns. If you paid for your order by credit card, a credit will be issued and will appear on your billing statement. Returns must be insured for the invoiced value of the merchandise. Please note that custom merchandise is not returnable. A 15%-30% restocking fee will be charged on all returns. If you have any questions, ask your salesperson for details. Merchandise must be returned to: Nova Display, Inc., 1626 Piner Road., Santa Rosa, CA 95403-1908



*"All you need to create
high impact displays..."*

Lobbies

Receptions

Showrooms

Windows

Corridors

Exhibitions

Museums

Galleries

Offices

Retail Outlets

Banks

Point-of-Sale

Airports

Shopping Malls

Sport Arenas

Hotels

Universities

Colleges