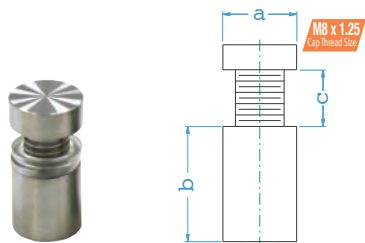


1/2" DIA. STANDOFFS (2-PART)



Part #	Diameter (a)	Length (b)	Panel Thickness (c)	Panel Hole Dia.	Mount Screw No.	Finish Type
WSS-1212	12mm (1/2")	12mm (1/2")	3/16" to 3/8"	3/8"	Require No. 6 Screw	SS
WSS-1219	12mm (1/2")	19mm (3/4")	1/8" to 1/2"	3/8"	Require No. 6 Screw	SS
WSS-1225	12mm (1/2")	25mm (1")	up to 1/2" max	3/8"	Require No. 6 Screw	SS

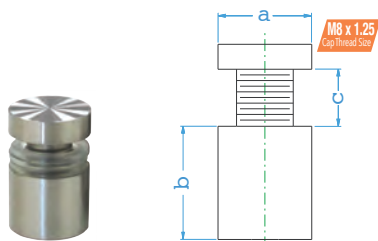
Finish: SS Brushed Satin
Material: Stainless Steel (#SS201)

INCLUDES VINYL WASHERS. USE WITH TEMPERED GLASS, ACRYLIC, ETC.



BRUSHED SATIN

5/8" DIA. STANDOFFS (2-PART)



Part #	Diameter (a)	Length (b)	Panel Thickness (c)	Panel Hole Dia.	Mount Screw No.	Finish Type
WSS-1612	16mm (5/8")	12mm (1/2")	3/16" to 3/8"	7/16"	Require No. 8 Screw	SS
WSS-1619	16mm (5/8")	19mm (3/4")	1/8" to 1/2"	7/16"	Require No. 8 Screw	SS
WSS-1625	16mm (5/8")	25mm (1")	up to 1/2" max	7/16"	Require No. 8 Screw	SS

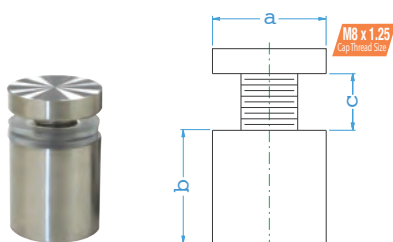
Finish: SS Brushed Satin
Material: Stainless Steel (#SS201)

INCLUDES VINYL WASHERS. USE WITH TEMPERED GLASS, ACRYLIC, ETC.



BRUSHED SATIN

3/4" DIA. STANDOFFS (2-PART)



Part #	Diameter (a)	Length (b)	Panel Thickness (c)	Panel Hole Dia.	Mount Screw No.	Finish Type
WSS-1919	19mm (3/4")	12mm (1/2")	1/8" to 1/2"	7/16"	Require No. 8 Screw	SS
WSS-1925	19mm (3/4")	19mm (3/4")	1/8" to 1/2"	7/16"	Require No. 8 Screw	SS
WSS-1938	19mm (3/4")	25mm (1")	up to 1/2" max	7/16"	Require No. 8 Screw	SS

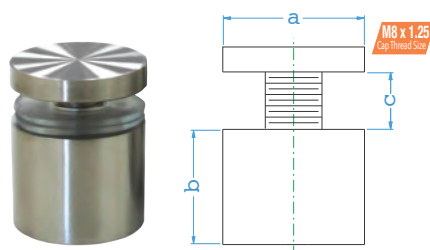
Finish: SS Brushed Satin
Material: Stainless Steel (#SS201)

INCLUDES VINYL WASHERS. USE WITH TEMPERED GLASS, ACRYLIC, ETC.



BRUSHED SATIN

1" DIA. STANDOFFS (2-PART)



Part #	Diameter (a)	Length (b)	Panel Thickness (c)	Panel Hole Dia.	Mount Screw No.	Finish Type
WSS-2519	25mm (1")	19mm (3/4")	1/8" to 1/2"	7/16"	Require No. 8 Screw	SS
WSS-2525	25mm (1")	25mm (1")	1/8" to 1/2"	7/16"	Require No. 8 Screw	SS
WSS-2538	25mm (1")	31mm (1-1/2")	up to 1/2" max	7/16"	Require No. 8 Screw	SS

Finish: SS Brushed Satin
Material: Stainless Steel (#SS201)

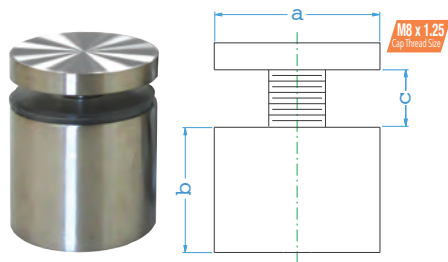
INCLUDES VINYL WASHERS. USE WITH TEMPERED GLASS, ACRYLIC, ETC.



BRUSHED SATIN

*** THE FRACTIONAL INCH AND METRIC MEASUREMENTS ARE ROUNDED UP OR DOWN TO THE NEAREST VALUE
STAINLESS STEEL (#SS304) AVAILABLE FOR ORDER ONLY.

1-3/16" DIA. STANDOFFS (2-PART)



Part #	Diameter (a)	Length (b)	Panel Thickness (c)	Panel Hole Dia.	Mount Screw No.	Finish Type
WSS-3025	30mm (1-3/16")	25mm (1")	up to 1/2" max	7/16"	Require No. 8 Screw	SS

Finish: SS Brushed Satin

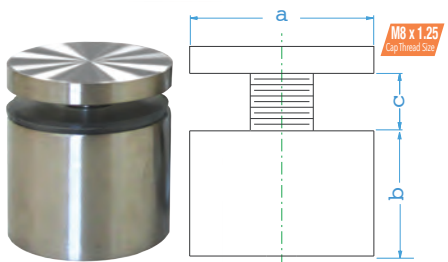
Material: Stainless Steel (#SS201)

INCLUDES VINYL WASHERS. USE WITH TEMPERED GLASS, ACRYLIC, ETC.



BRUSHED SATIN

1-1/2" DIA. STANDOFFS (2-PART)



Part #	Diameter (a)	Length (b)	Panel Thickness (c)	Panel Hole Dia.	Mount Screw No.	Finish Type
WSS-3825	38mm (1-1/2")	25mm (1")	up to 1/2" max	7/16"	Require No. 8 Screw	SS
WSS-3838	38mm (1-1/2")	38mm (1-1/2")	up to 1/2" max	7/16"	Require No. 8 Screw	SS

Finish: SS Brushed Satin

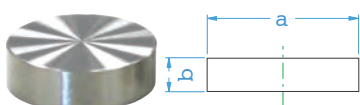
Material: Stainless Steel (#SS201)

INCLUDES VINYL WASHERS. USE WITH TEMPERED GLASS, ACRYLIC, ETC.



BRUSHED SATIN

7/8" DIA. SCREW COVER CAP (INCLUDES ANCHOR & SCREW)



Part #	Diameter (a)	Length (b)	Panel Thickness (c)	Panel Hole Dia.	Mount Screw No.	Finish Type
WSCAP-22S	22mm (7/8")	6.4mm (1/4")	N/A	3/16"	Included	SS

Finish: SS Brushed Satin

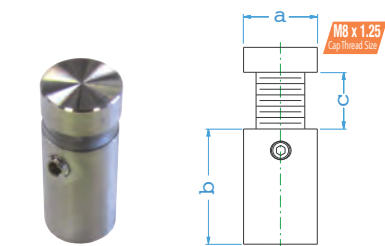
Material: Stainless Steel (#SS201)

INCLUDES MOUNTING SCREW. USE WITH TEMPERED GLASS, ACRYLIC, ETC.



BRUSHED SATIN

1/2" DIA. LOCKING STANDOFFS (2-PART)



Part #	Diameter (a)	Length (b)	Panel Thickness (c)	Panel Hole Dia.	Mount Screw No.	Finish Type
WSS-1219/P	12mm (1/2")	19mm (3/4")	up to 1/2" max	3/8"	Require No. 6 Screw	SS

Finish: SS Brushed Satin

Material: Stainless Steel (#SS201)

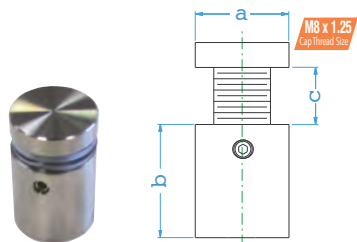
Allen Wrench: 2.0mm Metric

INCLUDES VINYL WASHERS. USE WITH TEMPERED GLASS, ACRYLIC, ETC.



BRUSHED SATIN

5/8" DIA. LOCKING STANDOFFS (2-PART)



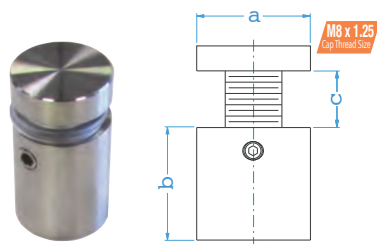
Part #	Diameter (a)	Length (b)	Panel Thickness (c)	Panel Hole Dia.	Mount Screw No.	Finish Type
WSS-1619/TP	16mm (5/8")	19mm (3/4")	up to 1/2" max	7/16"	Require No. 8 Screw	SS

Finish: SS Brushed Satin
Material: Stainless Steel (#SS201)
Allen Wrench: 2.0mm Metric
INCLUDES VINYL WASHERS. USE WITH TEMPERED GLASS, ACRYLIC, ETC.



BRUSHED SATIN

3/4" DIA. LOCKING STANDOFFS (2-PART)



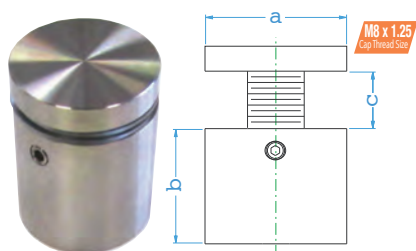
Part #	Diameter (a)	Length (b)	Panel Thickness (c)	Panel Hole Dia.	Mount Screw No.	Finish Type
WSS-1919/TP	19mm (3/4")	19mm (3/4")	up to 1/2" max	7/16"	Require No. 8 Screw	SS

Finish: SS Brushed Satin
Material: Stainless Steel (#SS201)
Allen Wrench: 2.0mm Metric
INCLUDES VINYL WASHERS. USE WITH TEMPERED GLASS, ACRYLIC, ETC.



BRUSHED SATIN

1" DIA. LOCKING STANDOFFS (2-PART)




Part #	Diameter (a)	Length (b)	Panel Thickness (c)	Panel Hole Dia.	Mount Screw No.	Finish Type
WSS-2525/TP	25mm (1")	25mm (1")	up to 1/2" max	7/16"	Require No. 8 Screw	SS

Finish: SS Brushed Satin
Material: Stainless Steel (#SS201)
Allen Wrench: 2.0mm Metric
INCLUDES VINYL WASHERS. USE WITH TEMPERED GLASS, ACRYLIC, ETC.



BRUSHED SATIN

REPLACEMENT VINYL WASHERS FOR STANDOFFS

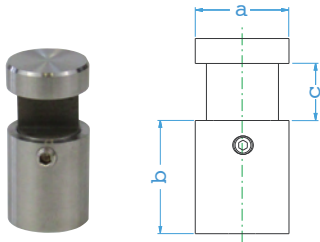


Part #	Diameter (a)	Length (b)	Panel Thickness (c)	Panel Hole Dia.	Mount Screw No.	Finish Type
PWS-12	12mm (1/2")	N/A	N/A	3/8"	N/A	Clear Vinyl
PWS-19	19mm (3/4")	N/A	N/A	3/8"	N/A	Clear Vinyl
PWS-25	25mm (1")	N/A	N/A	7/16"	N/A	Clear Vinyl
PWS-30	30mm (1-3/16")	N/A	N/A	7/16"	N/A	Clear Vinyl

Note: Use with tempered glass, acrylic, etc.

*** THE FRACTIONAL INCH AND METRIC MEASUREMENTS ARE ROUNDED UP OR DOWN TO THE NEAREST VALUE
STAINLESS STEEL (#SS304) AVAILABLE FOR ORDER ONLY.

5/8" ADJUSTABLE EDGE GRIP STANDOFF



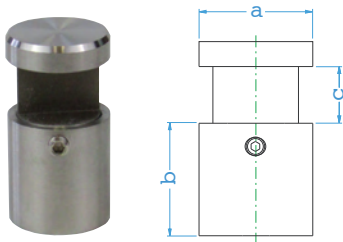
Part #	Diameter (a)	Length (b)	Panel Thickness (c)	Spacing from Wall	Mount Screw No.	Finish Type
WSS-EG16-AD	16mm (5/8")	18mm (11/16")	up to 1/4" max	18mm (11/16")	Require No. 8 Screw	SS

Finish: SS Brushed Satin
Material: Stainless Steel (#SS201)
Allen Wrench: 2.0mm Metric
USE WITH TEMPERED GLASS, ACRYLIC, ETC.



BRUSHED SATIN

3/4" ADJUSTABLE EDGE GRIP STANDOFF



Part #	Diameter (a)	Length (b)	Panel Thickness (c)	Spacing from Wall	Mount Screw No.	Finish Type
WSS-EG20-AD	20mm (3/4")	20mm (3/4")	up to 3/8" max	20mm (3/4")	Require No. 8 Screw	SS

Finish: SS Brushed Satin
Material: Stainless Steel (#SS201)
Allen Wrench: 2.0mm Metric
USE WITH TEMPERED GLASS, ACRYLIC, ETC.



BRUSHED SATIN